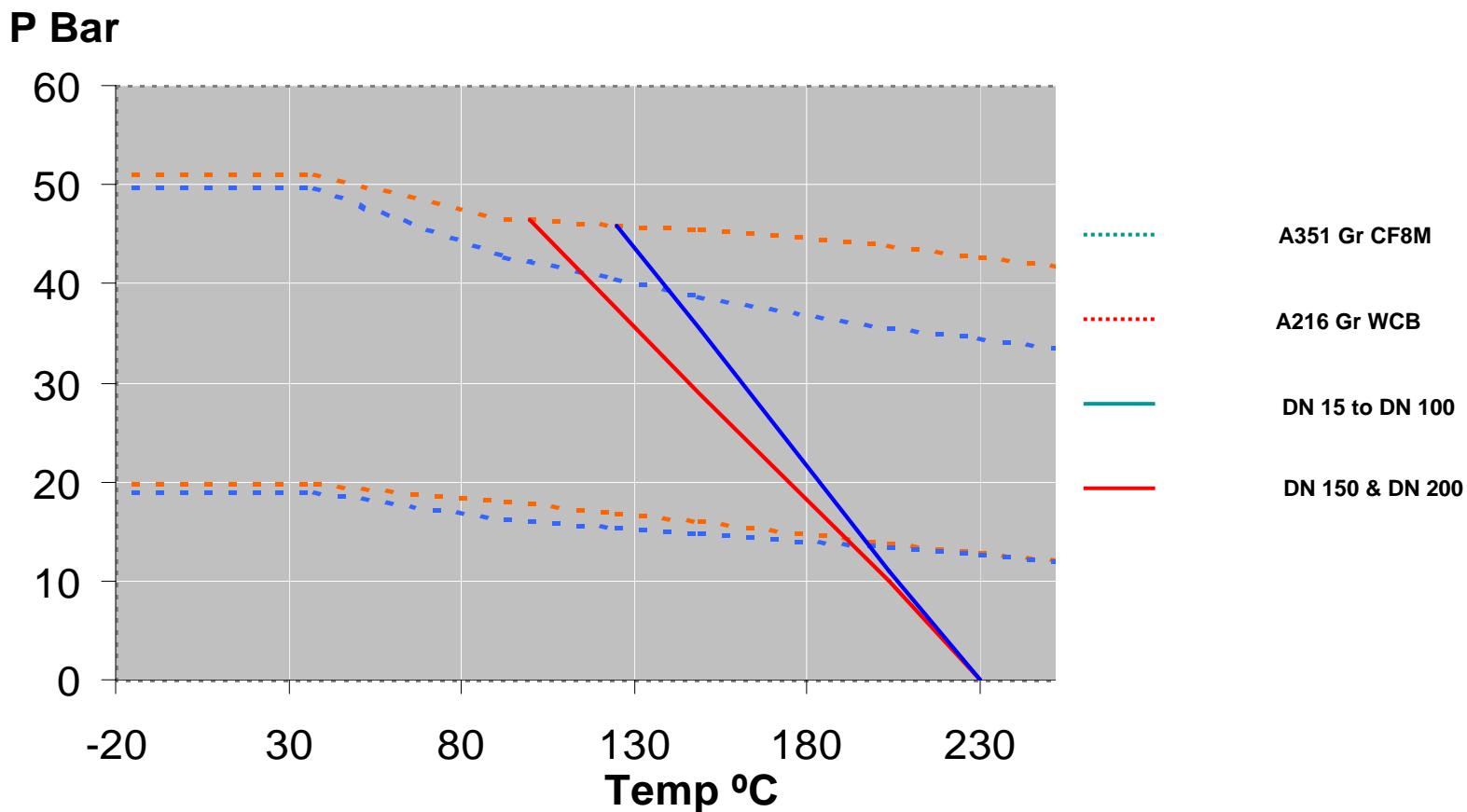




Glass Filled PTFE seats

Fig. 715 & 730

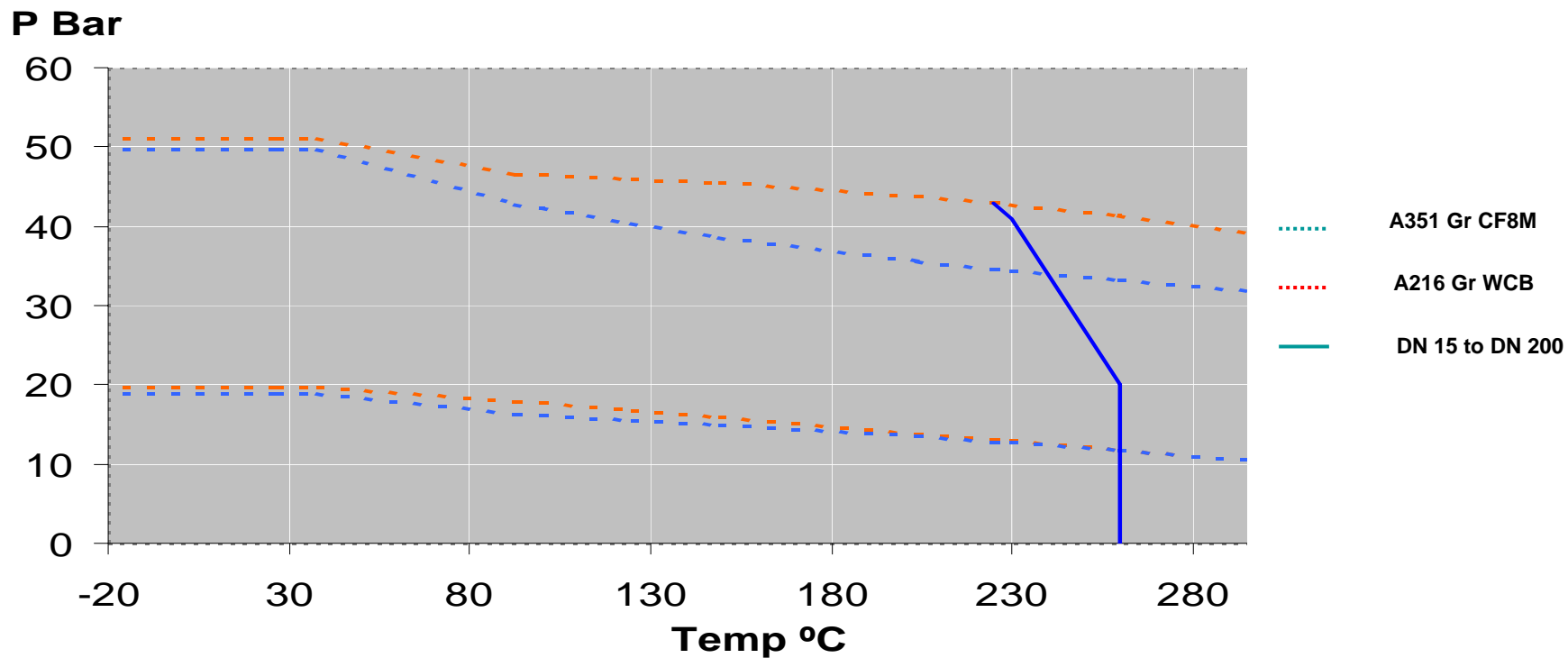
P-T chart and torque values in Nm



VALVE	AT DIFFERENTIAL		VALVE	AT DIFFERENTIAL	
	Class 150 20 bar	Class 300 50 bar		Class 150 20 bar	Class 300 50 bar
DN 1/2"	13	14	DN 3"	120	103,5
DN 3/4"	18	14,3	DN 4"	230	178
DN 1"	30	18	DN 6"	370	345
DN 1 1/2"	28,8	34,5	DN 8"	580	741,5
DN 2"	75	47,5			



Carbon-Graphite Filled PTFE seats Fig. 715 & 730 P-T chart and torque values in Nm

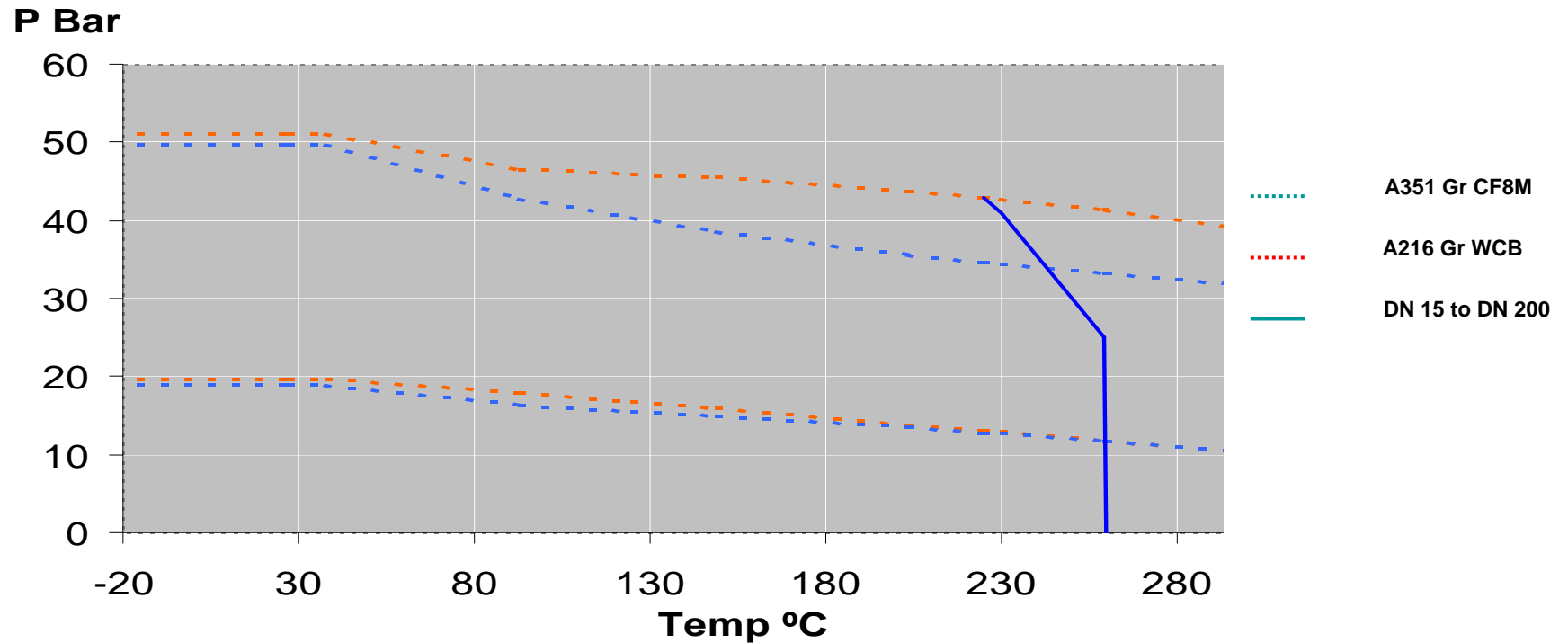


VALVE	AT DIFFERENTIAL		VALVE	AT DIFFERENTIAL	
	Class 150 20 bar	Class 300 50 bar		Class 150 20 bar	Class 300 50 bar
DN ½"	14	15	DN 3"	230	130
DN ¾"	21	20	DN 4"	230	220
DN 1"	25	26	DN 6"	370	360
DN 1½"	30	42	DN 8"	580	730
DN 2"	50	60			



“STANSIT” Stainless Steel Filled PTFE seats Fig. 715 & 730

P-T chart and torque values in Nm

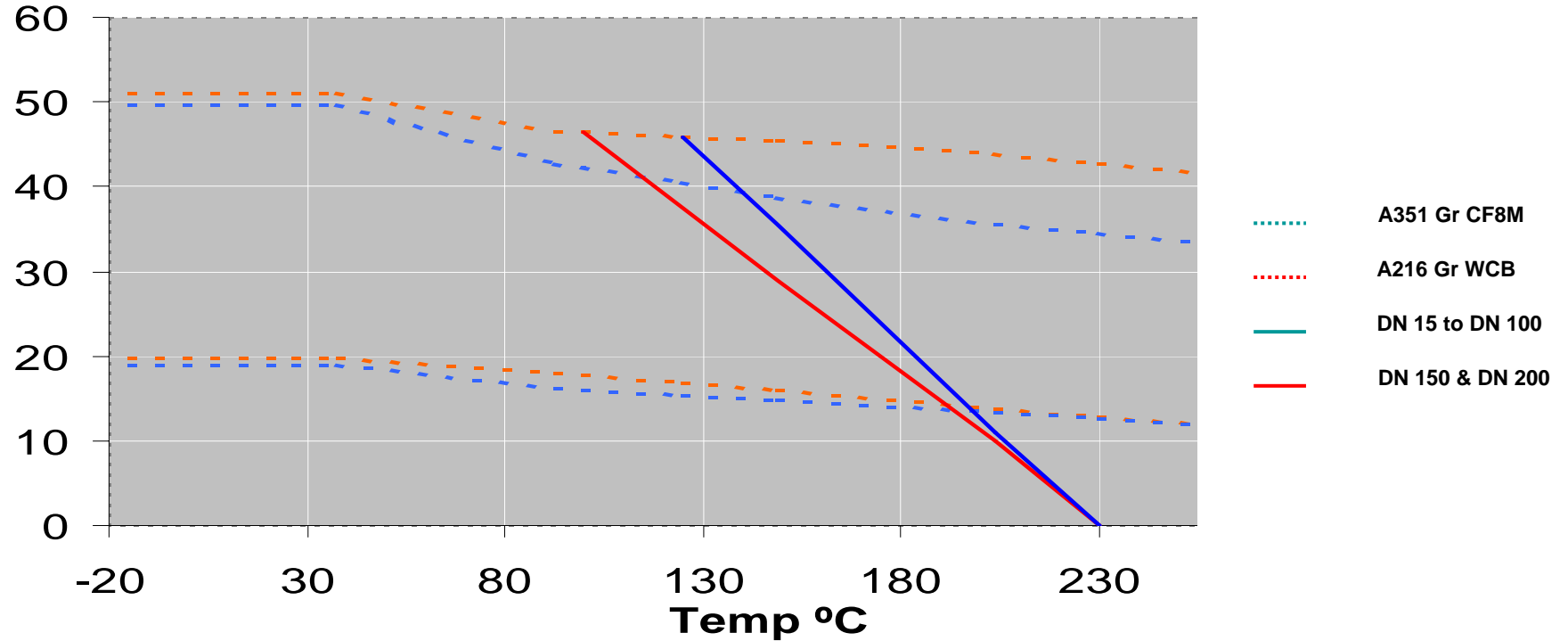


VALVE	AT DIFFERENTIAL		VALVE	AT DIFFERENTIAL	
	Class 150 20 bar	Class 300 50 bar		Class 150 20 bar	Class 300 50 bar
DN ½"	14	15	DN 3"	230	130
DN ¾"	25	20	DN 4"	300	220
DN 1"	34	26	DN 6"	410	360
DN ½"	50	42	DN 8"	716	730
DN 2"	100	60			



TFM 1600 seats Fig. 715 & 730 P-T chart and torque values in Nm

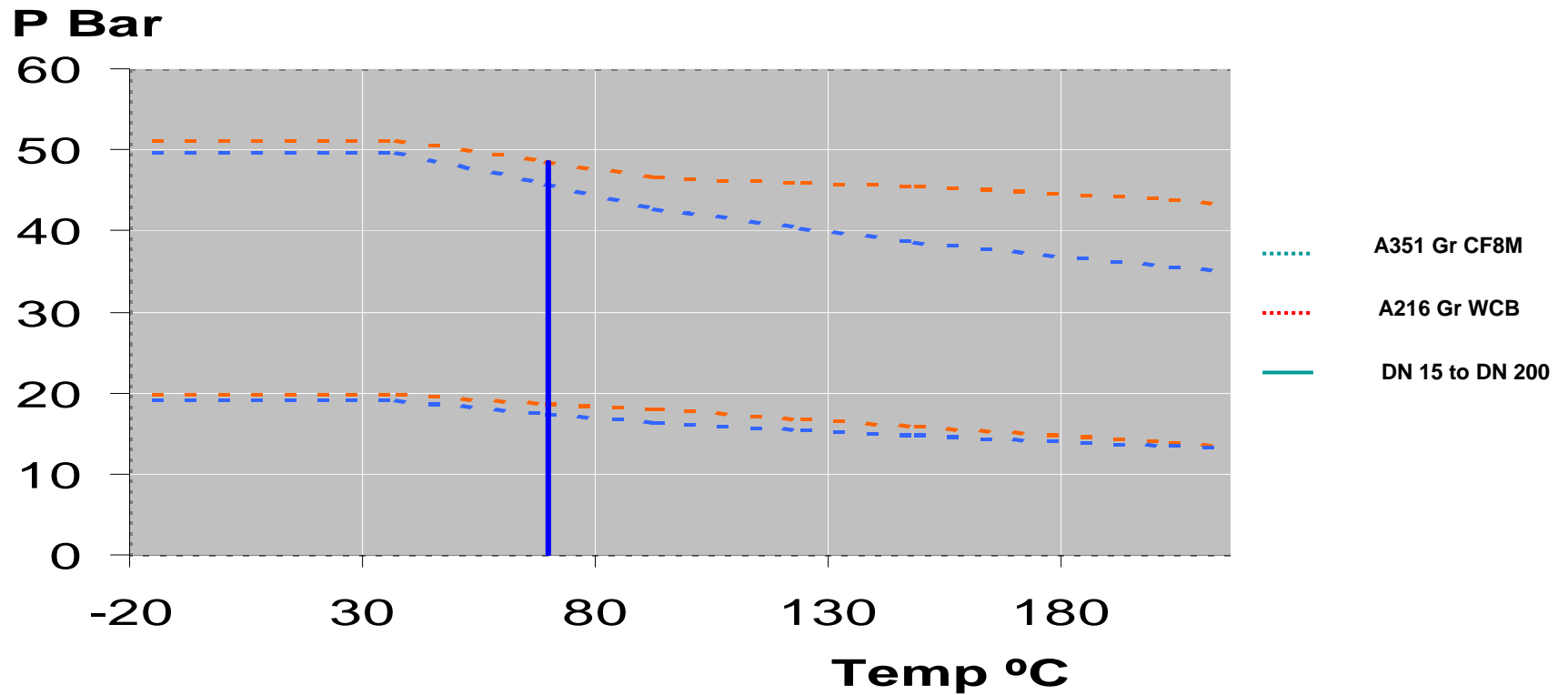
P Bar



VALVE	AT DIFFERENTIAL		VALVE	AT DIFFERENTIAL	
	Class 150 20 bar	Class 300 50 bar		Class 150 20 bar	Class 300 50 bar
DN ½"	12	12	DN 3"	75	90
DN ¾"	14	12,4	DN 4"	142,5	154,8
DN 1"	16,4	15,7	DN 6"	250	300
DN 1½"	25	30	DN 8"	344,4	644,8
DN 2"	40	41,3			



UHMW Polyethylene seats Fig. 715 & 730 P-T chart and torque values in Nm



VALVE	AT DIFFERENTIAL		VALVE	AT DIFFERENTIAL	
	Class 150 20 bar	Class 300 50 bar		Class 150 20 bar	Class 300 50 bar
DN ½"	16	17	DN 3"	105	126
DN ¾"	19,6	17,4	DN 4"	199,5	216,7
DN 1"	22,9	22	DN 6"	350	420
DN 1½"	35	42	DN 8"	482,2	902,7
DN 2"	56	57,8			